

Western International

Graduating International Students – What you need to know

Presented by:
Heidi Liu, RCIC
International Student Advisor
April 29, 2026



Land Acknowledgement

We acknowledge the Anishinaabek (Ah-nish-in-a-bek), Haudenosaunee (Ho-den-no-show-nee), Lūnaapéewak (Len-ahpay-wuk) and Chonnonton (Chun-ongk-ton) Nations, whose traditional lands we are gathered upon today.

These lands are connected with the London Township and Sombra Treaties of 1796 and the Dish with One Spoon Covenant Wampum.

This land continues to be home to diverse Indigenous Peoples (First Nations, Métis and Inuit) whom we recognize as contemporary stewards of the land and vital contributors of our society.



AGENDA

- Post-Graduation Work Permit (PGWP)
- Work authorization during this time
- Career Services at Western
- Travel during this time
- Health insurance after graduation

Note: This presentation contains accurate information as of the date indicated. For the most up-to-date information on visas and permits, visit [Immigration, Refugees and Citizenship Canada \(IRCC\)](#).

PGWP: GENERAL ELIGIBILITY

Completed a program at a DLI

- Search your institution in the [DLI list](#) to see if they offer PGWP-eligible programs

Maintained full-time status throughout your program, except

- Part-time during final academic session
- Taking approved leave of absence
- Having to stop studying or change to part-time between March 2020 and Fall 2020 due to COVID-19

Apply within 180 days after your official completion date

- Must have had authorization to study in Canada within those 180 days

None of the exceptions apply to you:

- Received a PGWP*
- Received funding from GAC that requires you to return to your home country
- Completed over 50% of your program through distance learning*
- Completed a program at a non-Canadian institution
- Completed a program that is not PGWP-eligible
 - Studied ESL or FSL
 - Took general interest or self-improvement courses
 - Programs delivered by a private career college on behalf of a public PGWP-eligible institution*

Filter items Showing 1 to 1 of 1 entries (filtered from 1,525 total entries) | Show entries

Designated learning institution

DLI name <input type="text" value="↑↓"/>	DLI number <input type="text" value="↑↓"/>	City <input type="text" value="↑↓"/>	Eligible programs <input type="text" value="↑↓"/>
Western University	O19375892122	London	Yes

PGWP: ELIGIBILITY REQUIREMENTS

BASED ON STUDY PROGRAM

Bachelor's, master's or doctoral degree from a university

CLB 7 or NCLC 7

8 months or longer

Field of study:
N/A

Any other university program

CLB 7 or NCLC 7

8 months or longer

If SP application submitted on or after November 1, 2024, you must have graduated in an [eligible field of study](#).

College program or other non-university program

CLB 5 or NCLC 5

8 months or longer

If SP application submitted on or after November 1, 2024, you must have graduated in an [eligible field of study](#).

Flight school

Completed a flight training course at a DLI training centre and now have a Canadian commercial pilot's license OR

Have or are in the process of getting an instructor's rating and a job offer as a flight instructor from a DLI flight training centre

NO language or field of study requirements. Program must be 8 months long.

PGWP: ELIGIBILITY REQUIREMENTS

BASED ON YOUR PHYSICAL LOCATION

Applying from inside Canada

- Don't let your status expire
 - Your study permit expires as of **the expiry date on the permit or 90 days** after the day you complete your studies, **whichever comes first.**

Applying from outside Canada

- **If your study permit has expired, you must submit your PGWP application from outside Canada.**
 - You may be able to apply for restoration and PGWP from inside Canada.
- You may also leave and apply for your PGWP from outside Canada, if preferred.

Special measures due to Covid-19 when graduating and applying for a PGWP from outside Canada:

You don't have to hold a valid study permit if you

- were enrolled in a program that was **in progress in March 2020** or
- started a program between **March 2020 and August 31, 2022** and
 - you have a study permit or
 - you've been approved for a study permit or
 - you applied for a study permit before starting your study program
 - **Your study permit must eventually be approved.**

Only the time you spent studying outside Canada after IRCC received your study permit application counts towards the length of your PGWP.

LENGTH OF PGWP

Official length of program	PGWP validity
< 8 months	NOT ELIGIBLE
> 8 months & < 2 years	<ul style="list-style-type: none">Up to the same length as your program3 years for Master's degree programs (applications received on or after February 15, 2024)
2 years or more	3 years
Two PGWP-eligible programs completed within 2 years	PGWP may combine the length of each program

You **may** be eligible for a Work Permit that is valid for **up to 3 years** *depending on the length of your program of study*.

NOTE:

- You can't get a PGWP if you already had one after completing an earlier program of study.

BEFORE YOU APPLY FOR A PGWP

- Check if your passport or biometrics are valid for the full length of PGWP you are eligible for. Your PGWP can't be issued beyond the expiry date of your passport or your biometrics.
 - If your passport expires before the full length of PGWP and you can't renew your passport before you apply for a PGWP,
 - you can apply to extend your PGWP on paper after you get a new passport.
 - If your biometrics you've given before are still valid but expire before the full length of PGWP,
 - You can choose to give them again when you apply for your PGWP so your PGWP is valid for a longer period of time.

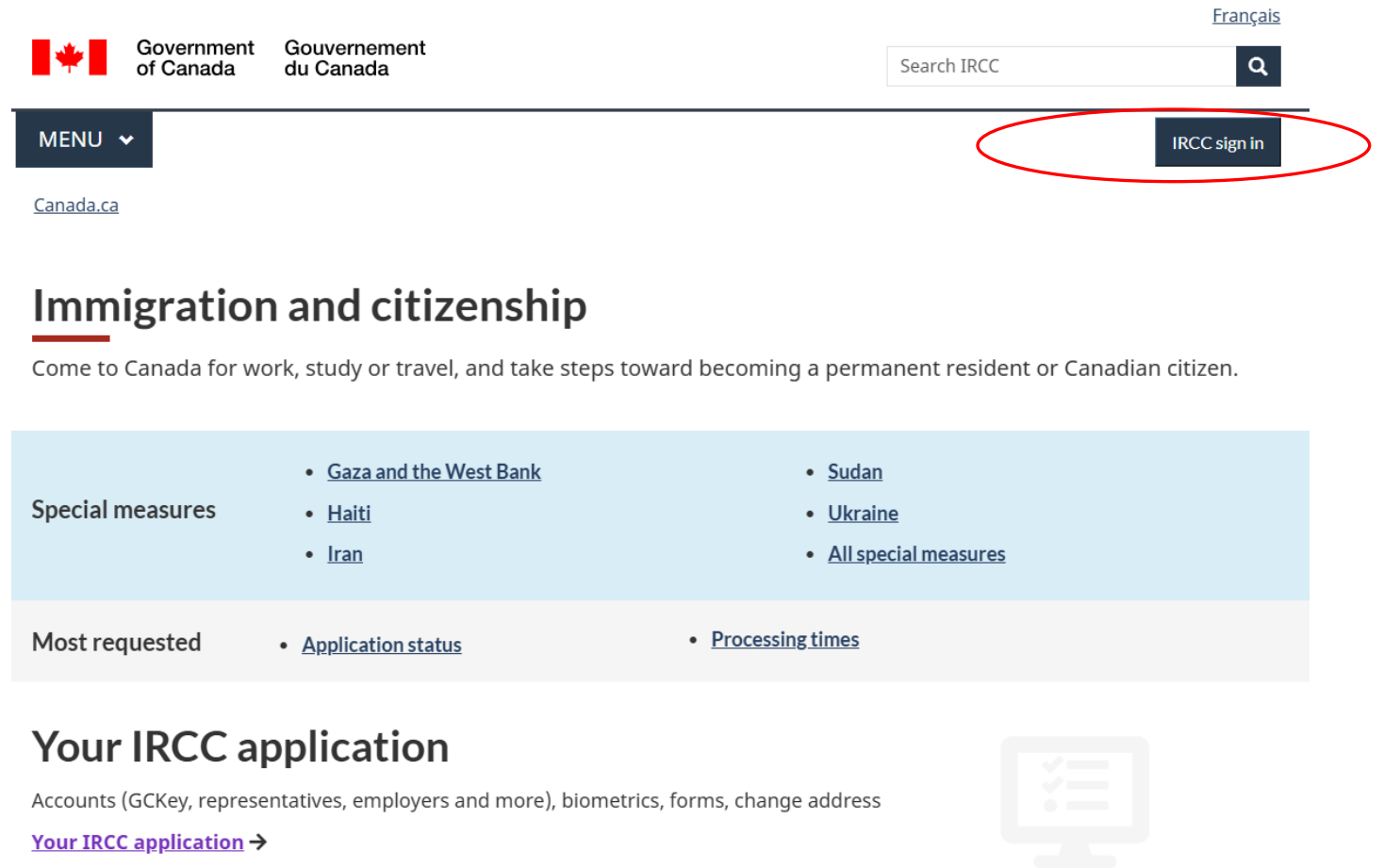
IMMIGRATION MEDICAL EXAM (IME)

- You need a medical exam if you plan to work in certain jobs in which public health must be protected. Examples of such jobs are:
 - workers in health care settings
 - clinical laboratory workers
 - patient attendants in nursing and geriatric homes
 - medical students admitted to Canada to attend university
 - medical electives and physicians on short-term locums
 - workers in primary or secondary school settings, or workers in child-care settings
 - domestics
 - workers who give in-home care to children, the elderly and the disabled
 - day nursery employees
 - other similar jobs
- You can do an **upfront medical exam** before you submit your application if applicable.
- **Temporary policy until October 5, 2029 for in-Canada applicants:**
 - If you completed an IME within 5 years of submitting your new application, you may include the IME number (or the unique medical identifier number) from your previous IME in your current application and **be exempt** from submitting a new IME.

HOW TO APPLY FOR A PGWP

Step 1:

Go to ircc.canada.ca




The screenshot shows the IRCC website homepage. At the top, there is a navigation bar with the Canadian flag, the text "Government of Canada" and "Gouvernement du Canada", a search bar labeled "Search IRCC", and a "Français" link. Below the navigation bar is a "MENU" dropdown and a red circle highlighting the "IRCC sign in" button. The main content area features the heading "Immigration and citizenship" with a sub-heading "Come to Canada for work, study or travel, and take steps toward becoming a permanent resident or Canadian citizen." Below this is a light blue box containing "Special measures" with links for "Gaza and the West Bank", "Haiti", "Iran", "Sudan", "Ukraine", and "All special measures". A grey box below contains "Most requested" with links for "Application status" and "Processing times". At the bottom, there is a section titled "Your IRCC application" with a sub-heading "Accounts (GCKey, representatives, employers and more), biometrics, forms, change address" and a link "Your IRCC application →". A faint icon of a computer monitor with a checklist is visible on the right side of the page.


HOW TO APPLY FOR A PGWP

Step 2:

Sign in or Create an account

Sign in


 GCKey username and password

 Canadian *Interac*® Sign-In Partner

▶ Not sure how to sign in?

or

Create an account

 Register for an account

HOW TO APPLY FOR A PGWP

Step 3: Start an application

Start an application

Apply to come to Canada

Includes applications for visitor visas, work and study permits, Express Entry and International Experience Canada. You will need your personal reference code if you have one.

Personal Reference Code

If you have already completed the Come to Canada or the Express Entry wizard, you would have received a document checklist and/or a personal reference code, based on the answers you provided.

* Please enter your personal reference code to begin your application. (required)



Continue

Cancel

I do not have a Personal Reference Code

If you do not have a personal reference code, you may answer a series of questions to find out if you are eligible to apply for a visa and/or permit, apply for Express Entry, and begin an online application.

If you begin your application **after you have logged into your account**, you will not receive a personal reference code, as the system will save your document checklist right into your account.

Determine your eligibility and apply online:

Visitor visa, study and/or work permit

Express Entry (EE)

International Experience Canada (IEC)

HOW TO APPLY FOR A PGWP

Step 4: Determine your eligibility

Find out if you're eligible to apply

What would you like to do in Canada? (required) ?

Work

How long are you planning to stay in Canada? (required)

Temporarily - more than 6 months

Select the code that matches the one on your passport. (required) ?

Please make a selection

What is your current country or territory of residence? If you are presently in Canada, you should select Canada. (required) ?

Please make a selection

Do you have a family member who is a Canadian citizen or permanent resident and is 18 years or older? (required)

Please make a selection

What is your date of birth? (required) ?

Select year Select month Select day

Save and Exit Questionnaire

Next

HOW TO APPLY FOR A PGWP

Step 5: Select Post-Graduate Work Permit – in Canada to continue

Your results

Based on the information you provided, the result(s) below indicate(s) whether you may be eligible to come to Canada.

Temporary Resident Visa

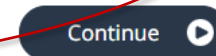
You will need a temporary resident visa to return to Canada.

If you are working or studying in Canada, your temporary resident visa may expire at the same time as your work or study permit. If your work or study permit is expiring soon, please renew your study or work permit first. Once your study or work permit is approved, you may apply for your temporary resident visa.



Post-Graduate Work Permit - in Canada

You may be eligible to work in Canada with a post-graduation work permit.



HOW TO APPLY FOR A PGWP

Step 6:

Upload required documents and submit application (document checklist is personalized based on answers)

NOTE: Make sure you upload **language test result** and eligible field of study (if applicable), and if necessary, an explanation letter and any other supporting documents under **“Client Information”**.

Application Form(s)

Application to Change Conditions, Extend my Stay or Remain in Canada as a Worker (IMM5710)

Supporting Documents

Recent Education Transcript ?

Completion of Studies Letter ?

Passport ?

Digital photo ?

Fees

Fees

Application	Quantity	Price (CAD) per unit	Total (CAD)
Work Permit	1	\$155	\$155
Open Work Permit Holder Fee	1	\$100	\$100

The fee shown is an estimate based on the fees in effect on the day that this Personal Reference Code is issued.

The actual fees to be paid will be calculated on the date of submission.

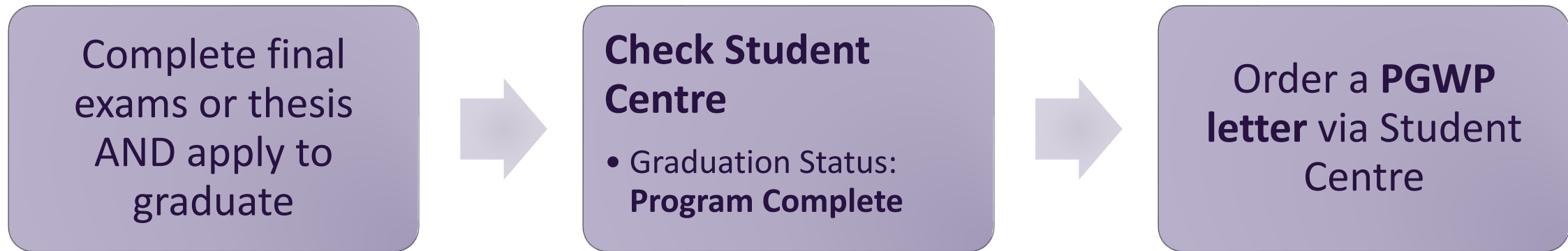
Total Price (CAD) \$255

PGWP: DOCUMENTATION FROM WESTERN

- **A PGWP Letter (Completion of Studies Letter):**
 - Order a PGWP letter via Student Center (can be delivered by pick-up, **eLetter**, mail, courier or fax)
 - PGWP letter is only available upon completion of program (after adjudication)
- **Final transcript:**
 - an official transcript, or
 - an unofficial transcript from Student Centre under Web Academic Report

NOTE: PGWP application is based on completion of program. You do not need to wait for your degree or the Convocation.

HOW / WHEN TO ORDER A PGWP LETTER



NOTE:

- For project and course-based students, program complete happens **after** the last day of your final term, e.g. January 1 for Fall, May 1 for Winter, September 1 for Summer completes.
- For thesis-based students, after your final thesis is verified and published, SGPS will then update your Student Centre indicating Completed.

WORKING AFTER YOU COMPLETE YOUR STUDY PROGRAM

(2 WAYS YOU CAN WORK FULL-TIME)

If you applied for a PGWP and you meet all these conditions:

- You applied for a PGWP **before** your study permit expired
- You have completed your study program
- You were eligible to work off-campus without a work permit while studying
- You didn't work more hours than you were allowed to

NOTE: You must stop working the day you are notified by IRCC that your application is refused.

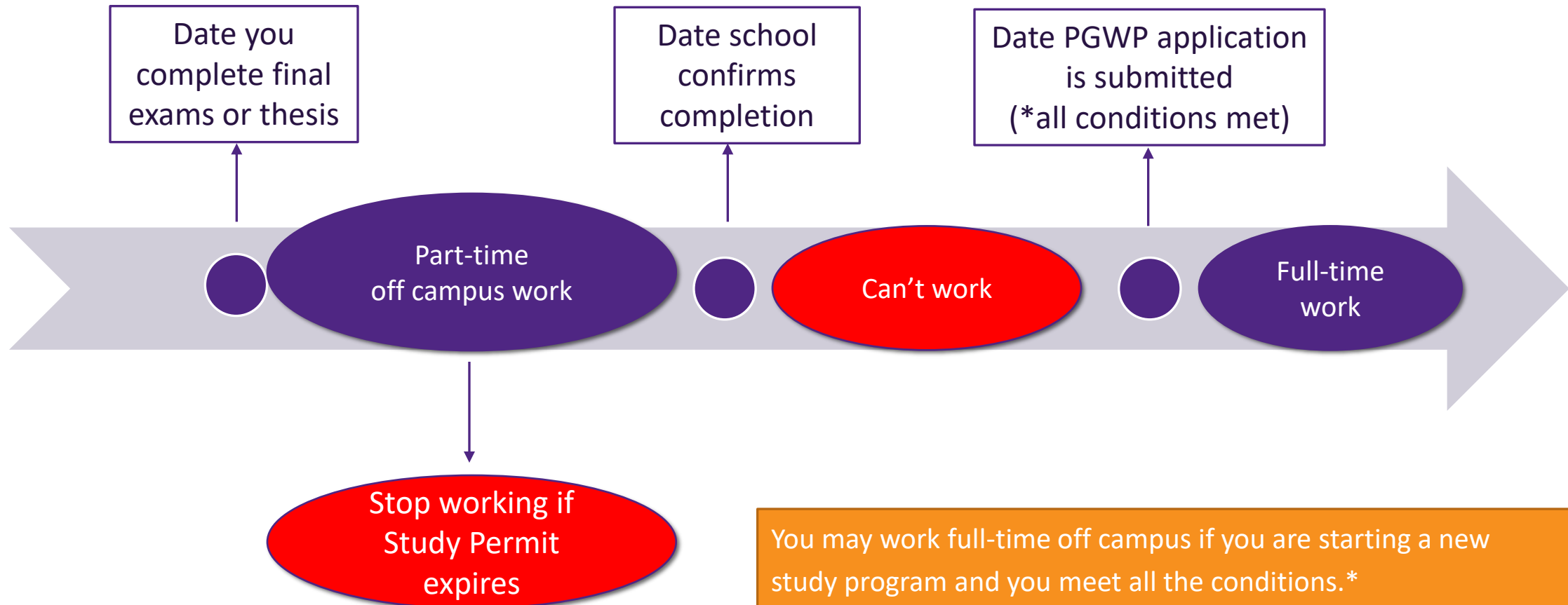
WORKING AFTER YOU COMPLETE YOUR STUDY PROGRAM

(2 WAYS YOU CAN WORK FULL-TIME)

If you are starting a new study program and you meet all these conditions:

- You have officially completed your current study program
- You were eligible to work off-campus without a work permit while studying
- You have a valid study permit or you applied to extend your study permit before it expired
- You **received a letter of acceptance** to a new full-time program at a DLI
- You will start your new program within **150 days** after you completed your previous program

WHEN CAN I WORK FULL-TIME AFTER I COMPLETE MY PROGRAM?



APPLYING FOR A SIN



Online

- <https://www.canada.ca/en/employment-social-development/services/sin/apply.html>
- You can view your SIN digitally on My Service Canada Account (MSCA) platform **within 5 business days** if your application is complete with all required documents. You will still receive your SIN in mail.

In person at

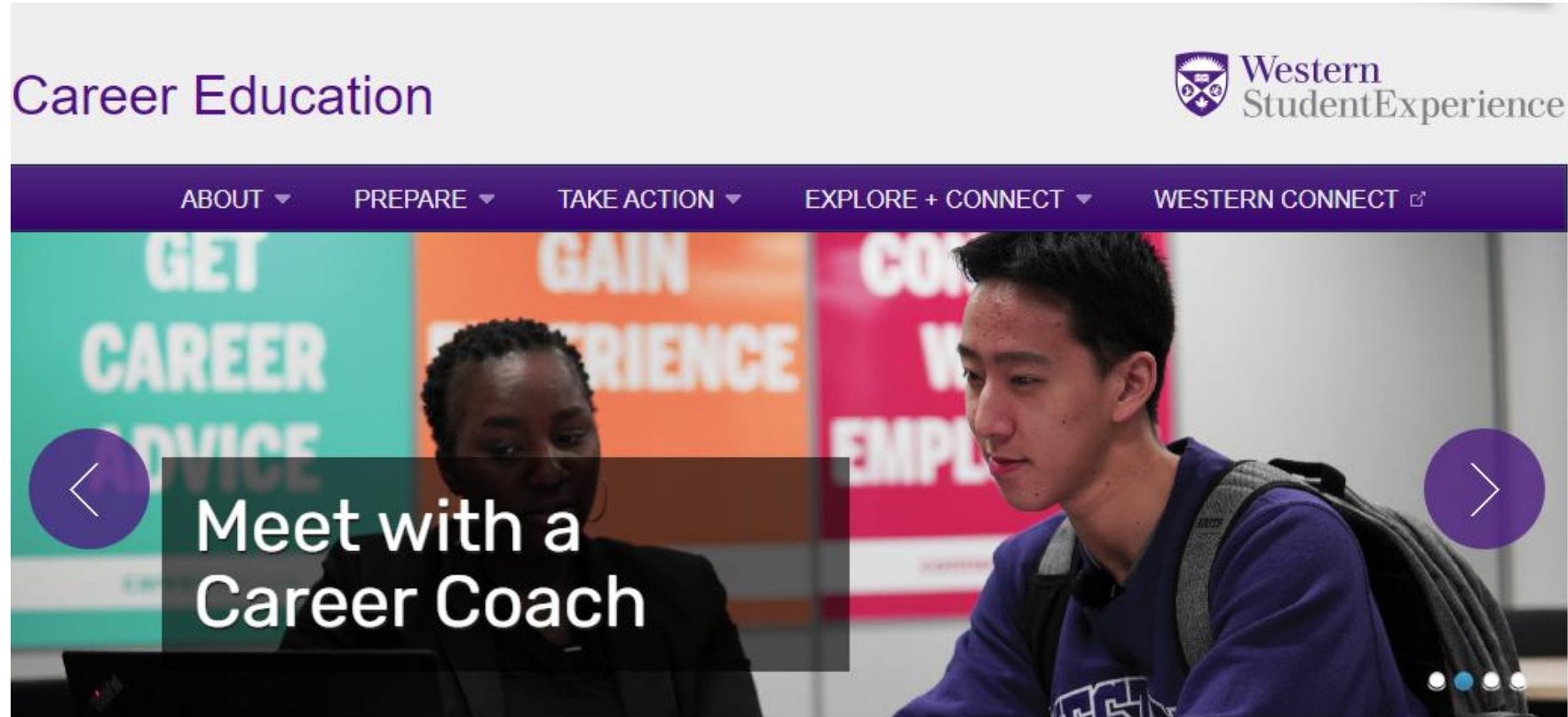
Service Canada
Dominion Public Building
457 Richmond Street
London, Ontario

* There is no fee to apply for a Social Insurance Number (SIN).

NOTE: You can continue using your expired SIN while waiting for study permit extension or work permit application decision as long as you are eligible to work. You will need to apply to renew your SIN once you receive your new SP or WP.

CAREER SERVICES AT WESTERN

<http://career.uwo.ca/>



TRAVEL DURING THIS TIME

Your study permit expires as of the expiry date on the permit or 90 days after the day you complete your studies, whichever comes first.

- **I have applied for my PGWP. Can I leave Canada and come back?**

Yes, you can, if your visa or eTA is still valid at the time of re-entry. When you return to Canada, you may be allowed to enter Canada as:

- A student if your study permit is still valid, or
- A worker if your PGWP has been approved, or
- A visitor if your study permit has expired and your PGWP is still under processing. You can work if you were eligible to work before you left Canada.

NOTE:

- A border officer will make the final decision on whether you can enter Canada.
- Be prepared for questions regarding the reasons you left Canada and purpose of entering Canada. Bring supporting documents with you, such as confirmation of PGWP application, and PGWP letter from Western.

HEALTH INSURANCE AFTER GRADUATION

- You may be able to extend your UHIP for one extra term after your final term if you are eligible.
 - An email will be sent in the last month of each term (December, April, August) to international students who are eligible for extension.
 - If you do not receive an email, [contact HR](#) before the end of the term.
 - If you are not eligible, you may want to look for “insurance for visitors to Canada.”
- If you are working full-time in Ontario with a work permit for at least 6 months, you may qualify for [OHIP](#).
- Employers may provide private health benefits.

Immigration Workshops – Winter 2026

Working in Canada

- Feb 5 | 12:30 – 1:30 PM
- April 22 | 12:30 – 1:30 PM

Post-Graduation Work Permit

- Feb 25 | 12:30 – 1:30 PM
- Mar 26 | 12:30 – 1:30 PM

Study Permit Extension

- Feb 11 | 12:30 – 1:30 PM
- Apr 2 | 12:30 – 1:30 PM

Temporary Resident Visa

- Mar 4 | 12:30 – 1:30 PM

Co-op Work Permit

- Jan 15 | 12:30 – 1:30 PM
- Mar 5 | 12:30 – 1:30 PM
- Mar 19 | 12:30 – 1:30 PM

Workshop for Graduating International Students

- Apr 29 | 12:30 – 1:30 PM

Permanent Residency

- June 2 | 12:30 – 1:30 PM



***All workshops are held online via Zoom. Please scan the QR code to register and discover more sessions.**

Supports for International Students


Drop-In Support

- In person Monday to Friday
1- 4 pm, IGAB 2nd floor
- Ask an Advisor Virtual Drop-ins
Every Friday 9:30 – 10:30 am on Zoom

Office Hours & Reception

- Monday to Friday
9:00 am - 4:00 pm
- **Phone:** 519-661-2111 ext. 89309
- **Email:** iss@uwo.ca

Advising Appointments



Workshops & Information Sessions



**HOW DID
WE DO
TODAY?**



**Scan the QR code
OR visit**