

# Western International

## Temporary Resident Visa (TRV)

Presented by:  
Heidi Liu, RCIC  
International Student Advisor

March 4, 2026



# Land Acknowledgement

We acknowledge the Anishinaabek (Ah-nish-in-a-bek), Haudenosaunee (Ho-den-no-show-nee), Lūnaapéewak (Len-ahpay-wuk) and Chonnonton (Chun-ongk-ton) Nations, whose traditional lands we are gathered upon today.

These lands are connected with the London Township and Sombra Treaties of 1796 and the Dish with One Spoon Covenant Wampum.

This land continues to be home to diverse Indigenous Peoples (First Nations, Métis and Inuit) whom we recognize as contemporary stewards of the land and vital contributors of our society.



# AGENDA

---

- What is a TRV
- When to apply for a TRV
- How to apply for a TRV from inside Canada

**Note:** This presentation contains accurate information as of the date indicated. For the most up-to-date information on visas and permits, visit [Immigration, Refugees and Citizenship Canada \(IRCC\)](#).



# TEMPORARY RESIDENT VISA (TRV)

---

Temporary Resident Visa is also known as a Visitor Visa, a counterfoil, or a visa, issued to foreign nationals from [visa-required countries](#).

- It proves you meet the requirements to travel to Canada but it does **not** guarantee entry into Canada.
- The expiry date on your TRV is the last date you can use to travel to Canada. It does **not** indicate the date by which you must leave.
- If you hold a study permit or work permit, TRV **usually** expires on the same date as your permit expires.
- You **don't** need a valid visa to stay in Canada.

# STUDY PERMIT

Study Permit authorizes you to **study and stay** in Canada.

- May include specific conditions that may authorize you to work on- and/or off-campus.
- Usually valid for the period of your academic program plus 90 days.
- If you need to study longer, you can apply for an extension of your Study Permit from within Canada.

Canada Citizenship and Immigration Canada / Citoyenneté et Immigration Canada

PROTECTED WHEN COMPLETED / PROTÉGÉ UNE FOIS REMPLI - B

CANADA

SCARBOROUGH ON CANADA

Application/Demande: S

UCI/IUC:

**STUDY PERMIT/PERMIS D'ÉTUDES**

CLIENT INFORMATION/INFORMATION DU CLIENT

Family Name/Nom de Famille:  
Given Name(s)/Prénom(s):  
Date of Birth/Date de naissance: (yyyy/mm/dd - aa/aa/mm/ff)  
Sex/Sexe: FEMALE  
Country of Birth/Pays de naissance: CHINA, PEOPLE'S REPUBLIC OF  
Country of Citizenship/Citoyen de: CHINA, PEOPLE'S REPUBLIC OF  
Travel Doc No./N° du document de voyage: PASSPORT

ADDITIONAL INFORMATION/INFORMATION SUPPLÉMENTAIRE

Date Issued/Déjà délivré le: 2013/05/07 (yyyy/mm/dd - aa/aa/mm/ff)  
Expiry Date/Date d'expiration: 2017/07/30 (yyyy/mm/dd - aa/aa/mm/ff)  
Case Type/Genre de cas: 00  
Institution Name/Nom de l'institution: OTHER UNIVERSITY ONT.  
Field of Study/Domaine d'études: ANY POST SECONDARY  
In Force From/En vigueur le: 2013/05/07 (yyyy/mm/dd - aa/aa/mm/ff)

Conditions:  
1. MAY ACCEPT EMPLOYMENT ON THE CAMPUS OF THE INSTITUTION AT WHICH REGISTERED IN FULL-TIME STUDIES.  
2. MUST LEAVE CANADA BY

Remarks/Observations:

\*\*\*THIS DOES NOT AUTHORIZE RE-ENTRY/CECI N'AUTORISE PAS LA RÉ-ENTRÉE\*\*\*

THIS FORM HAS BEEN ESTABLISHED BY THE MINISTER OF CITIZENSHIP AND IMMIGRATION - THIS DOCUMENT IS THE PROPERTY OF THE GOVERNMENT OF CANADA  
FORMULAIRE ÉTABLI PAR LE MINISTRE DE LA CITOYENNETÉ ET DE L'IMMIGRATION - LE PRÉSENT DOCUMENT EST LA PROPRIÉTÉ DU GOUVERNEMENT DU CANADA

IMM 1442B (06-2012)  
Canada

# ELECTRONIC TRAVEL AUTHORIZATION (ETA)

---

An eTA is an entry document issued to citizens of [visa-exempt countries](#).

- Is electronically linked to a traveller's passport.
- Is required to travel to and re-enter Canada.
- Valid for up to 5 years or until the foreign national's passport expires, whichever comes first.
- You need to get a new eTA if you get a new passport.

**Note:** U.S. citizens and lawful permanent residents of the US do not require TRVs or eTAs.

# WHEN TO APPLY FOR A VISA

---

- You can apply for a visa from **inside Canada** if
  - your study permit or work permit is valid for longer than your visa, **and**
  - you need to travel soon, but your visa has expired or will expire before your return to Canada
- You **don't** need to apply for a visa if you are not planning to travel outside Canada. Apply in advance if you are unsure.
- You **cannot** return to Canada without a valid visa. You can apply for a visa from outside Canada.
- If you apply for a study permit or work permit from **outside Canada**, IRCC will automatically issue a visa upon approval. No separate visa application is needed.

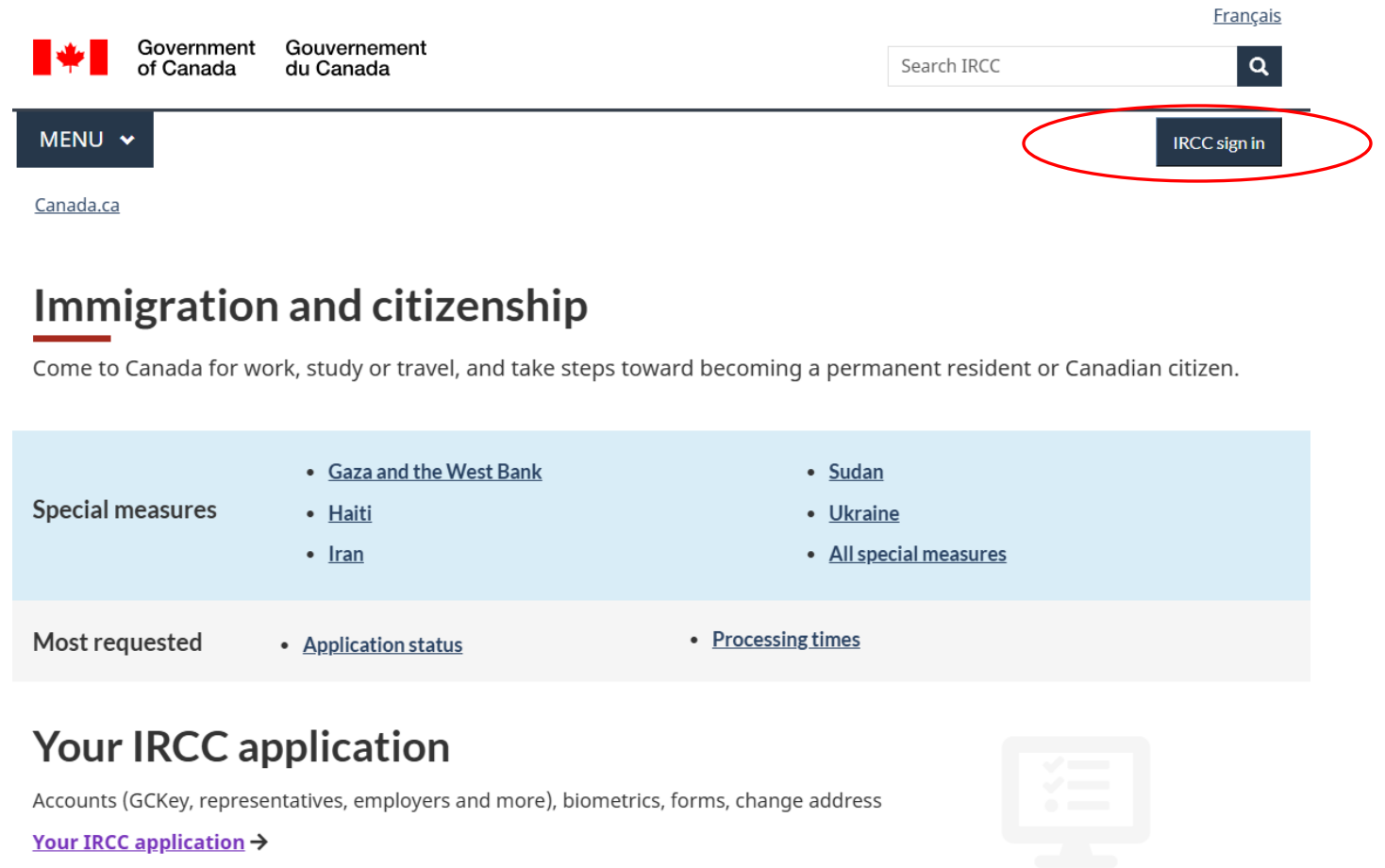
# APPLY FOR A TRV FROM INSIDE CANADA



# HOW TO APPLY FOR A TRV

## Step 1:

Go to [ircc.canada.ca](https://ircc.canada.ca)



The screenshot shows the IRCC website homepage. At the top right, there is a language selector for "Français" and a search bar labeled "Search IRCC" with a magnifying glass icon. Below the search bar, the "IRCC sign in" button is circled in red. The main navigation menu includes "MENU" and "Canada.ca". The main heading is "Immigration and citizenship", followed by the text "Come to Canada for work, study or travel, and take steps toward becoming a permanent resident or Canadian citizen." Below this, there are two sections: "Special measures" with links for "Gaza and the West Bank", "Haiti", "Iran", "Sudan", "Ukraine", and "All special measures"; and "Most requested" with links for "Application status" and "Processing times". At the bottom, there is a section titled "Your IRCC application" with the text "Accounts (GCKey, representatives, employers and more), biometrics, forms, change address" and a link "Your IRCC application →". A computer monitor icon with a checklist is visible on the right side of this section.

# HOW TO APPLY FOR A TRV

---

## Step 2:

Sign in or Create an account to sign in

The image shows a user authentication interface with two main sections: "Sign in" and "Create an account".

- Sign in:** Contains two dark blue buttons. The first has a key icon and the text "GCKey username and password". The second has a classical building icon and the text "Canadian *Interac*® Sign-In Partner". Below these is a light blue link with a right-pointing triangle icon and the text "Not sure how to sign in?".
- or:** A vertical line with a circle at the top containing the word "or" connects the two sections.
- Create an account:** Contains a light grey button with a person icon and the text "Register for an account".

# HOW TO APPLY FOR A TRV

## Step 3: Start an application

### Start an application

#### [Apply to come to Canada](#)

Includes applications for visitor visas, work and study permits, Express Entry and International Experience Canada. You will need your personal reference code if you have one.

#### Personal Reference Code

If you have already completed the Come to Canada or the Express Entry wizard, you would have received a document checklist and/or a personal reference code, based on the answers you provided.

\* Please enter your personal reference code to begin your application. (required)



Continue

Cancel

#### I do not have a Personal Reference Code

If you do not have a personal reference code, you may answer a series of questions to find out if you are eligible to apply for a visa and/or permit, apply for Express Entry, and begin an online application.

If you begin your application **after you have logged into your account**, you will not receive a personal reference code, as the system will save your document checklist right into your account.

Determine your eligibility and apply online:

Visitor visa, study and/or work permit

Express Entry (EE)

International Experience Canada (IEC)

# HOW TO APPLY FOR A TRV

## Step 4: Determine your eligibility

### Find out if you're eligible to apply

What would you like to do in Canada? *(required)* ?

Please make a selection

How long are you planning to stay in Canada? *(required)*

Please make a selection

Select the code that matches the one on your passport. *(required)* ?

Please make a selection

What is your current country/territory of residence? If you are presently in Canada, you should select Canada. *(required)*

?

Please make a selection

Do you have a family member who is a Canadian citizen or permanent resident and is 18 years or older? *(required)*

Please make a selection

What is your date of birth? *(required)* ?

Select year

Select month

Select day

Select Study or Work when applying from inside Canada

Save and Exit Questionnaire

Next

# HOW TO APPLY FOR A TRV—PAL EXEMPTION

## Step 4: Determine your eligibility

Do you have a provincial or territorial attestation letter or meet an exception from submitting a provincial or territorial attestation letter?

(required) ?

Please make a selection

Please make a selection

Yes, I have a provincial or territorial attestation letter

Yes, I meet an exception from submitting a provincial or territorial attestation letter

Next

TRV application does not require a PAL.

# HOW TO APPLY FOR A TRV

## Step 5: Select Temporary Resident Visa to continue

### Your results

Based on the information you provided, the result(s) below indicate(s) whether you may be eligible to come to Canada.

#### Study Permit (in Canada)

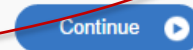
You may be eligible to extend your stay in Canada as a student



#### Temporary Resident Visa

You will need a temporary resident visa to return to Canada.

If you are working or studying in Canada, your temporary resident visa may expire at the same time as your work or study permit. If your work or study permit is expiring soon, please renew your study or work permit first. Once your study or work permit is approved, you may apply for your temporary resident visa.



# HOW TO APPLY FOR A TRV

## Step 6:

Upload required documents and submit application (document checklist is personalized based on answers)

### Application Form(s)

Application for Visitor Visa (Temporary Resident Visa) Made Outside of Canada (IMM5257)

### Supporting documents

Recent Education Transcript ?

Proof of Next Terms Enrolment ?

Study Permit Extension Letter from Student Centre if you are studying

Canadian Work or Study Permit ?

Proof of Provincial or Territorial Attestation Letter (PAL or TAL) Exception ?

Passport ?

[Sample templates](#) for proof of PAL exception

Proof of Means of Financial Support ?

Digital photo ?

### Fees

#### Fees

Application	Quantity	Price (CAD) per unit	Total (CAD)
Visitor (includes SE, ME and EXT)	1	\$100.00	\$100.00

# Immigration Workshops – Winter 2026

---

## Working in Canada

- Feb 5 | 12:30 – 1:30 PM
- April 22 | 12:30 – 1:30 PM

## Post-Graduation Work Permit

- Feb 25 | 12:30 – 1:30 PM
- Mar 26 | 12:30 – 1:30 PM

## Study Permit Extension

- Feb 11 | 12:30 – 1:30 PM
- Apr 2 | 12:30 – 1:30 PM

## Temporary Resident Visa

- Mar 4 | 12:30 – 1:30 PM

## Co-op Work Permit

- Jan 15 | 12:30 – 1:30 PM
- Mar 5 | 12:30 – 1:30 PM
- Mar 19 | 12:30 – 1:30 PM

## Workshop for Graduating International Students

- Apr 29 | 12:30 – 1:30 PM

## Permanent Residency

- June 2 | 12:30 – 1:30 PM



**\*All workshops are held online via Zoom. Please scan the QR code to register and discover more sessions.**

# Supports for International Students

---


## Drop-In Support

- In person Monday to Friday  
1- 4 pm, IGAB 2<sup>nd</sup> floor
- Ask an Advisor Virtual Drop-ins  
Every Friday 9:30 – 10:30 am on Zoom

## Office Hours & Reception

- Monday to Friday  
9:00 am - 4:00 pm
- **Phone:** 519-661-2111 ext. 89309
- **Email:** [iss@uwo.ca](mailto:iss@uwo.ca)

## Advising Appointments



## Workshops & Information Sessions



**HOW DID  
WE DO  
TODAY?**



**Scan the QR code  
OR visit**